



Crown Street Public School

NEWSLETTER

Every Face Has a Place at Crown Street Public School

356 CROWN STREET, SURRY HILLS 2010 PH: 02 9360 4187 E: crownst-p.school@det.nsw.edu.au W: <https://crownst-p.schools.nsw.gov.au>

TERM 3 WEEK 7

ISSUE 8

2 SEPTEMBER 2019

UPCOMING EVENTS



SCHOOL

SEPT 2: Regional Spelling Bee
SEPT 2: Interrelate (Stage 3) continues.



SPORT

SEPT 6 & 13: PSSA continues
SEPT 4: Zone Athletics
SEPT 10: Dance Sport Gala



KITCHEN GARDEN

SEPT 5: Year 3/4 River Red Gum attends the kitchen garden
SEPT 12: Year 3 Eucalyptus



P&C EVENTS

SEPT 5 & 12: Yummy Produce Pickup (every Thursday)
SEPT 9: Fruit & Veggie dress up day



EXCURSION

SEPT 11: Kindergarten to Centennial Park 9:15am to 2pm



ABOVE: Year 3 Eucalyptus have been designing their own cityscapes.

Ms Britt's Year 3 class design a city.

Mr Bitt's Year 3 class have been using recycled materials such as cardboard boxes and plastic bottles to make our own cityscapes. When the 3D models were constructed, we painted the buildings with black paint and then made various decorations: lights, windows and trees out of paper. We thought of great names for our cities such as Puppy City, Rainbow Downtown and many more. See a full page gallery of the models and their designers on **Page 3**.

CHELSEA & CHARLES

Year 3 Eucalyptus

Year 4 Lilly Pilly make ravioli using vegetables from our garden.

Today is the day it's Kitchen Garden for Year 4 Lilly Pilly. When I arrived at school, it was time to do kitchen garden. We went to the classroom to mark the roll then some kids went to the garden and the other kids went to the kitchen.

In the garden, there were three groups. The first group had a helper; her name was Helen and we had to take the weeds out from the ground. The other group had to water the plants

Continued on Page 2

Continued from Page 1

and plant some plants. The last group were the animal patrol! Their job was to find grubs in the plants and remove them from the garden. Half an hour later it started to rain but it was fun.

In the kitchen, they were going to make Ravioli. The ravioli ingredients were flour, egg, pumpkin, beet-root, carrot and broccoli. For dessert, we made salted caramel. The ingredients were milk, vinegar and salt. We stirred and heated these in a pot and let it set to harden. Next the hard part- eating it!

Then at 10:30 all the garden people came in to the classroom because it was getting heavy then in the classroom then we played some games at 10:50 we had our recess then we ate our ravioli then at lunch we had our salted caramel.

ACHILLEUS & STARLA

Year 4 Lilly Pilly

Tomatoes, spinach, eggplant the list goes on and on for all the fruit and vegetables in the Crown Street Garden. In the Kitchen Garden, kids and adults all get to participate and learn how to look after the garden and learn about types of fruit and vegies.

In the kitchen, kids learn how to cook delicious food and how to be safe in the kitchen. Some kids may not have a garden so they can have a chance to have a garden to work in. Plus it's all free!!!

The students' parents can help when it's their kids turn to do kitchen garden. Year 4 Lilly Pilly had their experience in kitchen garden this week. We made pumpkin ravioli and for a treat we also made salted caramel toffee. It was delicious!!!


In the garden we took out nasty weeds and planted flowers to attract bees. Lots of parents volunteered to help. It started to rain, so we put raincoats on and continued gardening.

So kitchen garden is fun and educational!!!

ANGELA

Year 4 Lilly Pilly






MS BRITT'S CLASS DESIGN A CITYSCAPE





THIS WEEK'S CLASS SNAPSHOT: *K Corymbia*



Join Crown Street Public School's Organic Vegie & Fruit Box!

Every Thursday you can pick up a box full of yummy produce in season. The box of delicious organic vegies and fruits is free of toxins and chemicals. The produce last much longer than store bought fruit and vegies AND is up to 40 percent less than retail or home delivery services. This is achieved by the community working together to pack the bulk produce in to family boxes. The boxes have 10 - 13 different ingredients and have a great mix of staple & seasonal produce.

Funds are saved to develop a 'Where does your food come from' curriculum called the "Vegie Buddies" course. Every school with a buying group receives this 9 week course for free along with teacher professional development. The course is fully aligned with the federal curriculum areas of STEM (science, technology, English & maths).

My Organic School is organising the box and operates as a social enterprise.

Interested? Please sign up here! You can sign off or take a pause whenever you want. <https://www.myorganicschool.com/crownstreetpublicschool>

You are also welcome to come and check out the box on Thursdays around 3 pm at school.

Hope to see you soon! Any questions? Please email annika_flensburg@hotmail.com

Cheers,

ANNIKA, YUMI, NINA, ROSIE, SIN AND JASMIN
P&C Sustainability Team




ARE YOU INTERESTED IN STARTING A CROWN STREET PUBLIC SCHOOL ORGANIC VEGE BOX GROUP?

PACKING OF FRUIT & VEG BOXES 3PM THURSDAYS
PICKUP BOXES BEFORE 6PM.



- * THE **CHEAPEST** WAY TO BUY **ORGANIC** IS TO WORK AS A **COMMUNITY**.
- * **ORGANIC** IS THE ONLY WAY TO REMOVE **PESTICIDES** FROM YOUR FAMILY'S DIET.
- * FARMERS RECEIVE A **FAIR** PRICE FOR THEIR PRODUCE.

* AVAILABLE TO
PARENTS,
TEACHERS &
THE LOCAL
COMMUNITY.



REGISTER YOUR INTEREST & INFO

WWW.MYORGANICSCHOOL.COM/CROWN-STREET-PUBLIC-SCHOOL

PH: 0419265257